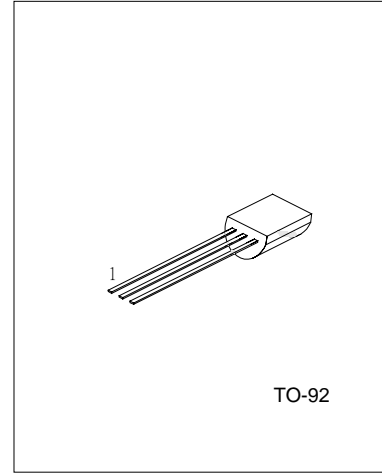


FEATURES

* Collector-Base Voltage: $V_{(BR)CBO}=600V$ * Collector Current: $I_C=0.2A$ 

1: BASE 2: COLLECTOR 3: EMITTER

ABSOLUTE MAXIMUM RATINGS

PARAMETER	SYMBOL	RATING	UNIT
Collector-base voltage	V_{CBO}	600	V
Collector-emitter voltage	V_{CEO}	400	V
Emitter-base voltage	V_{EBO}	7	V
Collector current	I_C	200	mA
Collector power dissipation	P_C	750	mW
Junction Temperature	T_j	150	°C
Storage Temperature	T_{STG}	-55 ~ +150	°C

ELECTRICAL CHARACTERISTICS ($T_C=25^{\circ}C$)

PARAMETER	SYMBOL	TEST CONDITIONS	MIN	TYP	MAX	UNIT
Collector-Base Breakdown Voltage	$V_{(BR)CBO}$	$I_C=100\mu A, I_E=0$	600			V
Collector-Emitter Breakdown Voltage	$V_{(BR)CEO}$	$I_C=1mA, I_B=0$	400			V
Emitter-Base Breakdown Voltage	$V_{(BR)EBO}$	$I_E=100\mu A, I_C=0$	7			V
Collector Cut-off Current	I_{CBO}	$V_{CB}=600V, I_E=0$			100	μA
Collector Cut-off Current	I_{CEO}	$V_{CE}=400V, I_B=0$			200	μA
Emitter Cut-off Current	I_{EBO}	$V_{EB}=7V, I_C=0$			100	μA
DC current gain	$h_{FE(1)}$	$V_{CE}=20V, I_C=20mA$	10		70	
	$h_{FE(2)}$	$V_{CE}=10V, I_C=0.25mA$	5			
Collector-emitter saturation voltage	$V_{CE(sat)}$	$I_C=50mA, I_B=10mA$			0.5	V
Base-emitter Saturation Voltage	$V_{BE(sat)}$	$I_C=50mA, I_B=10mA$			1.2	V
Base-emitter Voltage	V_{BE}	$I_E=100mA$			1.1	V
Transition Frequency	f_T	$V_{CE}=20V, I_C=20mA, f=1MHz$	8			MHz
Fall Time	t_F	$I_C=50mA, I_{B1}=-I_{B2}=5mA, V_{CC}=45V$			0.3	μs
Storage Time	t_S				1.5	μs

CLASSIFICATION OF hFE

RANK	A	B	C	D	E	F	G	H	I	J	K	L
RANGE	10-15	15-20	20-25	25-30	30-35	35-40	40-45	45-50	50-55	55-60	60-65	65-70

TYPICAL CHARACTERISTICS

Figure 1. Static Characteristic

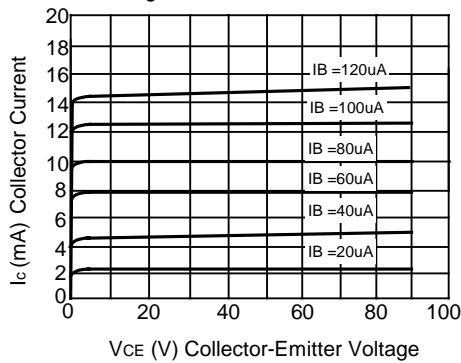


Figure 2. DC Current Gain

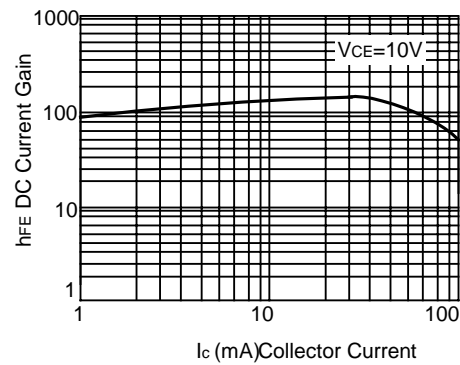
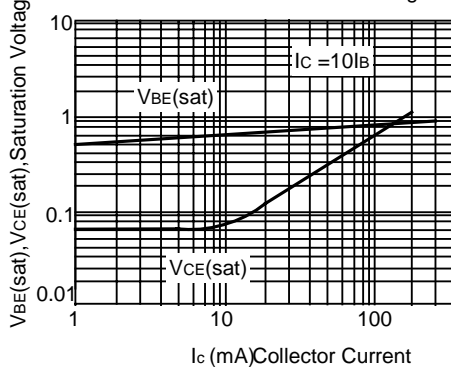
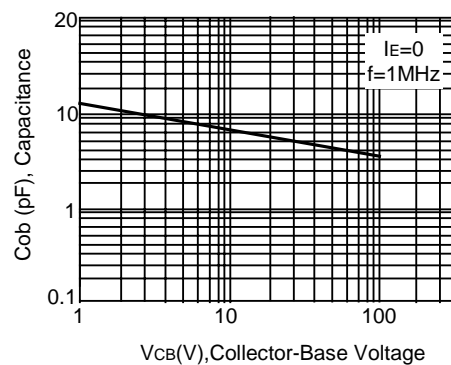
Figure 3. Base-Emitter Saturation Voltage
Collector-Emitter Saturation Voltage

Figure 4. Collector Output Capacitance



UTC assumes no responsibility for equipment failures that result from using products at values that exceed, even momentarily, rated values (such as maximum ratings, operating condition ranges, or other parameters) listed in products specifications of any and all UTC products described or contained herein. UTC products are not designed for use in life support appliances, devices or systems where malfunction of these products can be reasonably expected to result in personal injury. Reproduction in whole or in part is prohibited without the prior written consent of the copyright owner. The information presented in this document does not form part of any quotation or contract, is believed to be accurate and reliable and may be changed without notice.